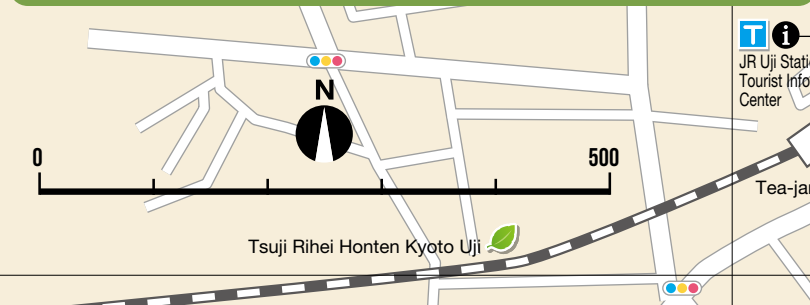
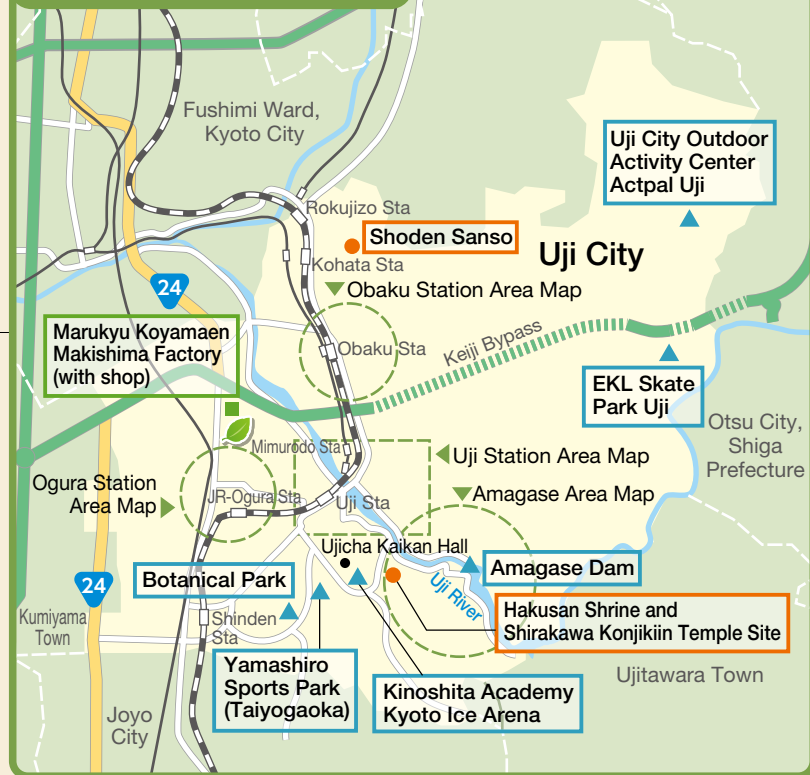


Uji Walking Map

The area surrounding Uji Bridge is home to a lot of historical sites related to *The Tale of Genji*, as well as the two World Heritage sites of Ujikami Shrine and Byodoin Temple. It is possible to visit many of them in one day when you plan well. There are also a variety of outdoor activities in the surrounding area.

Uji City and Suburbs Map



Uji Station Area Map



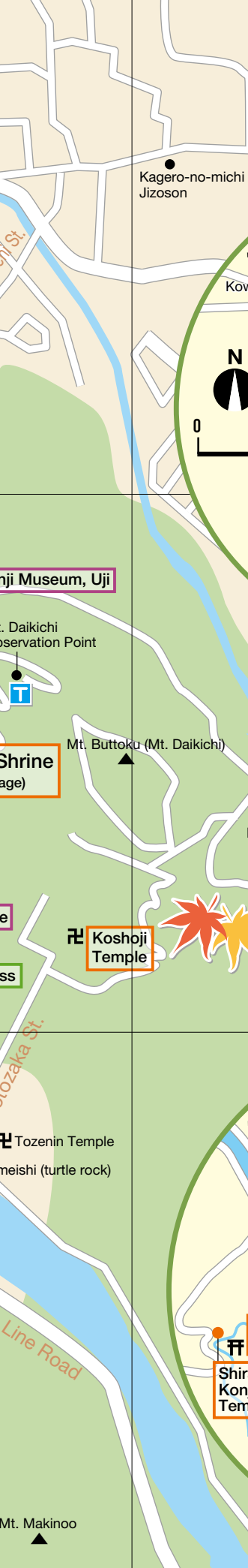
Obaku Station Area Map



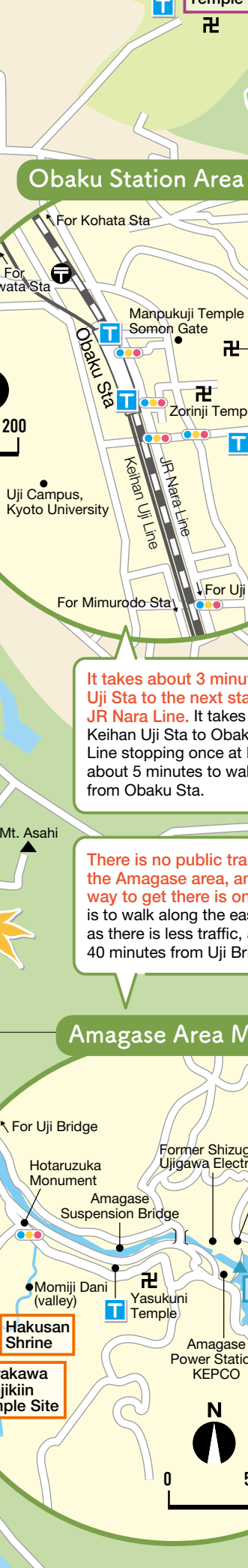
Amagase Area Map



Uji City and Suburbs Map



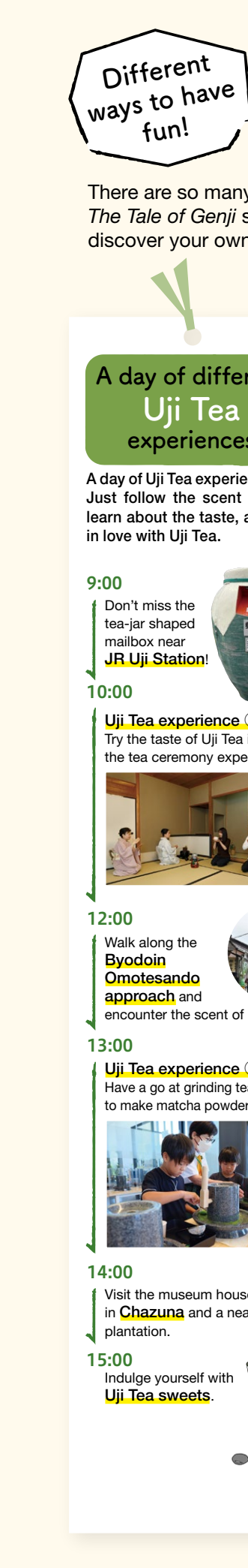
Uji Station Area Map



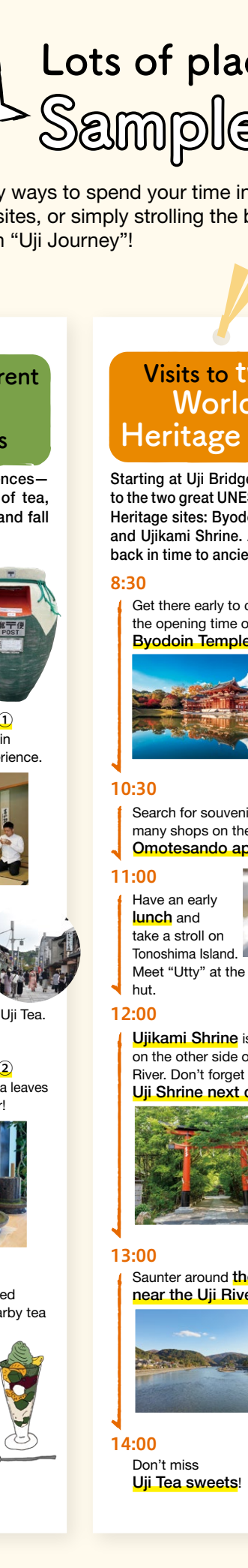
Obaku Station Area Map



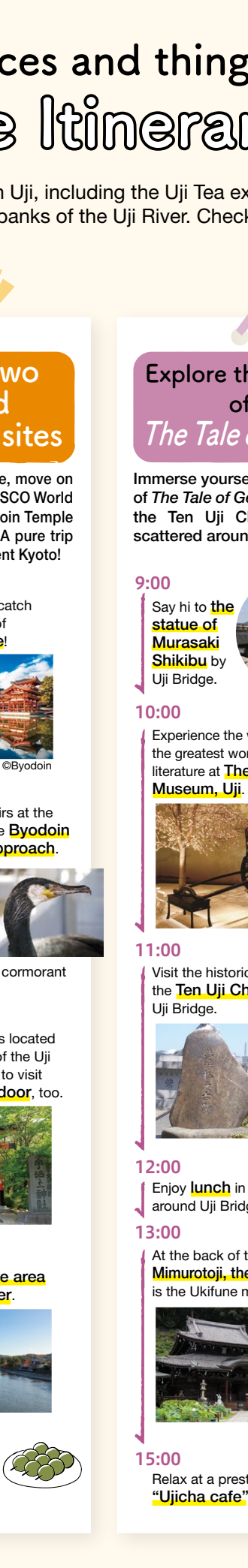
Amagase Area Map



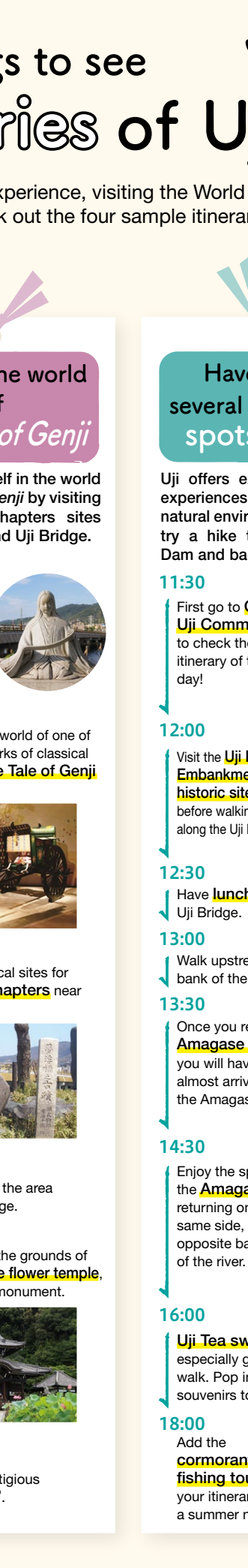
Uji City and Suburbs Map



Uji Station Area Map



Obaku Station Area Map



Amagase Area Map



Lots of places and things to see Sample Itineraries of Uji

There are so many ways to spend your time in Uji, including the Uji Tea experience, visiting the World Heritage and *The Tale of Genji* sites, or simply strolling the banks of the Uji River. Check out the four sample itineraries and discover your own "Uji Journey"!

A day of different Uji Tea experiences

A day of Uji Tea experiences—Just follow the scent of tea, learn about the taste, and fall in love with Uji Tea.

9:00 Don't miss the tea-jar shaped mailbox near JR Uji Station!

10:00 Uji Tea experience ① Try the taste of Uji Tea in the tea ceremony experience.

12:00 Walk along the Byodoin Omotesando approach and encounter the scent of Uji Tea.

13:00 Uji Tea experience ② Have a go at grinding tea leaves to make matcha powder!

14:00 Visit the museum housed in Chazuna and a nearby tea plantation.

15:00 Indulge yourself with Uji Tea sweets.

Visits to two World Heritage sites

Starting at Uji Bridge, move on to the two great UNESCO World Heritage sites: Byodoin Temple and Ujikami Shrine. A pure trip back in time to ancient Kyoto!

8:30 Get there early to catch the opening time of Byodoin Temple!

10:30 Search for souvenirs at the many shops on the Byodoin Omotesando approach.

11:00 Have an early lunch and take a stroll on Tonoshima Island. Meet "Uty" at the cormorant hut.

12:00 Ujikami Shrine is located on the other side of the Uji River. Don't forget to visit Uji Shrine next door, too.

13:00 Saunter around the area near the Uji River.

14:00 Don't miss Uji Tea sweets!

Explore the world of The Tale of Genji

Immerse yourself in the world of *The Tale of Genji* by visiting the Ten Uji Chapters sites scattered around Uji Bridge.

9:00 Say hi to the statue of Murasaki Shikibu by Uji Bridge.

10:00 Experience the world of one of the greatest works of classical literature at The Tale of Genji Museum, Uji.

11:00 Visit the historical sites for the Ten Uji Chapters near Uji Bridge.

12:00 Enjoy lunch in the area around Uji Bridge.

13:00 At the back of the grounds of Mimurotoji, the flower temple, is the Ukifune monument.

15:00 Relax at a prestigious "Ujicha cafe."

Have fun at several outdoor spots in Uji.

Uji offers excellent outdoor experiences in a beautiful natural environment. Why not try a hike to the Amagase Dam and back?

11:30 First go to Chazuna (Tea & Uji Community Center), to check the itinerary of the day!

12:00 Visit the Uji River Taikotsutsumi Embankment historic site, before walking along the Uji River.

12:30 Have lunch in the area near Uji Bridge.

13:00 Walk upstream along the right bank of the Uji River.

13:30 Once you reach Amagase Bridge, you will have almost arrived at the Amagase Dam.

14:30 Enjoy the spectacular views of the Amagase Dam, before returning on the same side, or opposite bank of the river.

16:00 Uji Tea sweets taste especially good after a long walk. Pop in some shops for souvenirs too!

18:00 Add the cormorant fishing tour to your itinerary on a summer night.

- Legend**
- Uji Tea experience spot
 - Historical spot (e.g. World Heritage sites)
 - The Tale of Genji related spot
 - Outdoor activity spot
 - Ujicha cafe
 - Public toilet
 - Tourist information center

It takes about 20 to 30 minutes to walk from JR Uji Sta to the Ogura Sta area. It takes about 2 minutes from JR Uji Sta to the next station, Ogura, on the JR Nara Line. It takes about 15 minutes to walk from JR-Ogura Sta to Kintetsu Ogura Sta.

It takes about 3 minutes by train from JR Uji Sta to the next station, Obaku, on the JR Nara Line. It takes about 3 minutes from Keihan Uji Sta to Obaku Sta on the Keihan Uji Line stopping once at Mimurodo Sta. It takes about 5 minutes to walk to Manpukuji Temple from Obaku Sta.

There is no public transportation service to the Amagase area, and the most common way to get there is on foot. The safest way is to walk along the east bank of the Uji River as there is less traffic, and it takes about 40 minutes from Uji Bridge to this area.