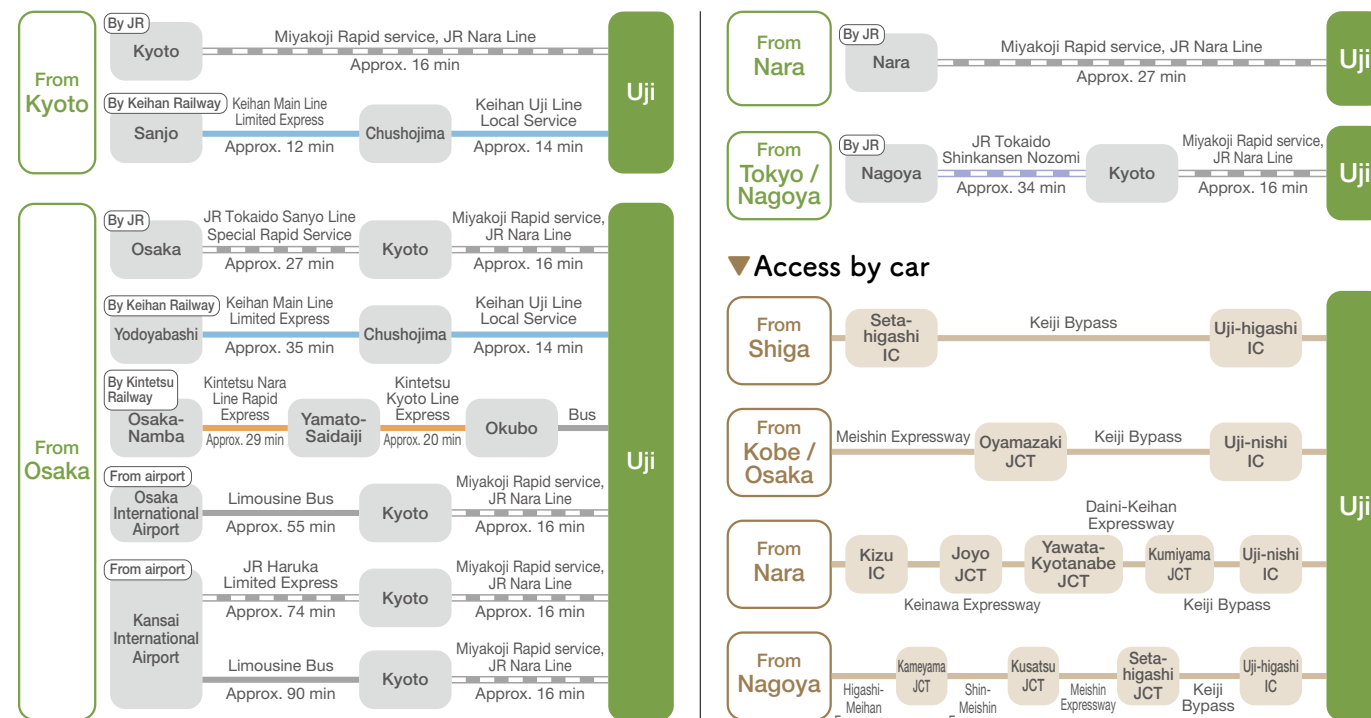


Kyoto Uji Access Map



● Access & Time to Uji



We have amazing things made in Uji!

Uji City's **Furusato Nozei**

● For inquiries
 Uji City (Tourism Promotion Division)
 1F Yumeria Uji, 5-9 Satojiri, Uji, Uji City 611-0021
 TEL 0774-39-9408 FAX 0774-39-9409
 www.city.uji.kyoto.jp / m.facebook.com/ujicity

Uji City Tourism Association
 TEL 0774-23-3353
 TEL 0774-23-3322 FAX 0774-23-3322
 www.kyoto-uji-kankou.or.jp

Uji City Tourist Information Brochure

Kyoto Uji City

Discover Uji
 —an experience worth sharing



- Uji Tea Experience
- World Heritage Sites & History
- The Tale of Genji
- Outdoor Activities

● Approx. 16 min from Kyoto Station
 ● Approx. 120 min from Kansai Int'l Airport

Welcome to Uji

—a city of tea and history

Uji—a city where history, literature and nature blend effortlessly together. While here, be sure to relax with some mellow tasting Uji Tea by the gently flowing Uji River. Welcome to Uji—a place of tea and history.

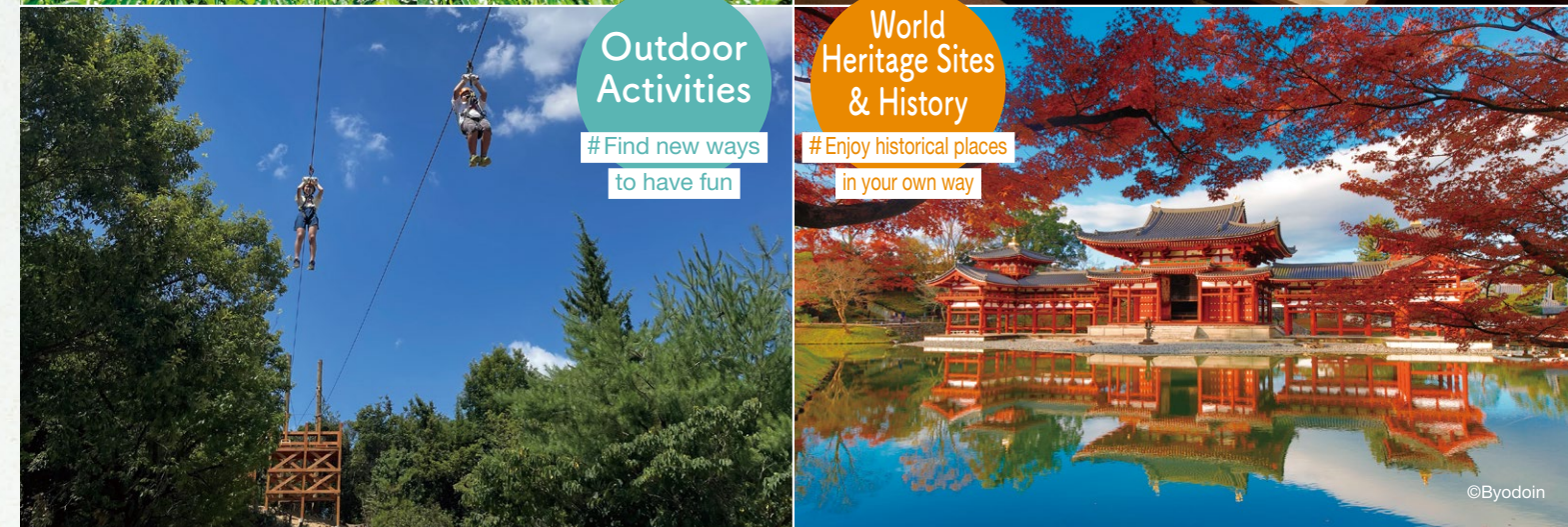


Uji Tea Experience

#Experience tea-leaf picking

The Tale of Genji

#Visit all the Ten Uji Chapters sites!



Outdoor Activities

#Find new ways to have fun

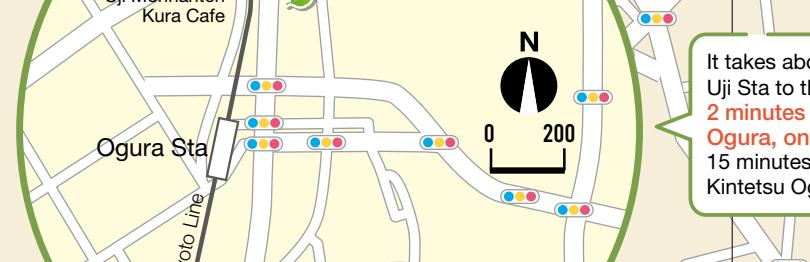
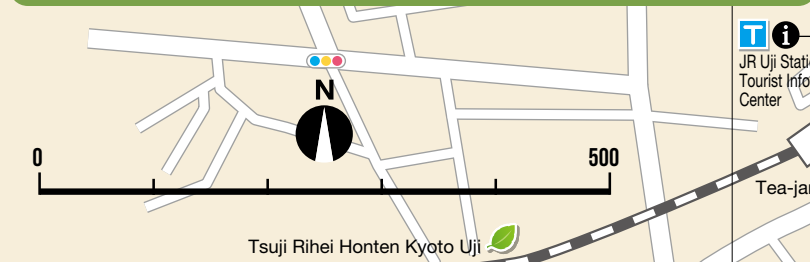
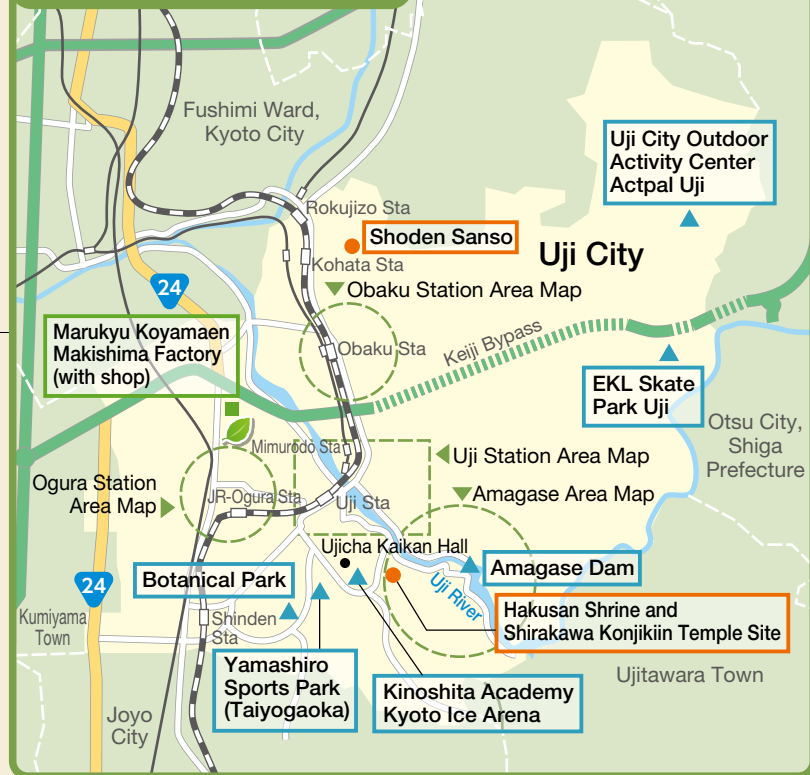
World Heritage Sites & History

#Enjoy historical places in your own way

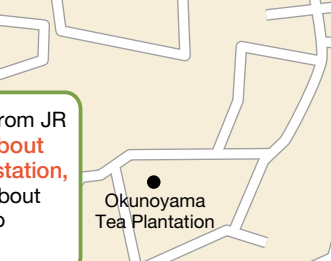
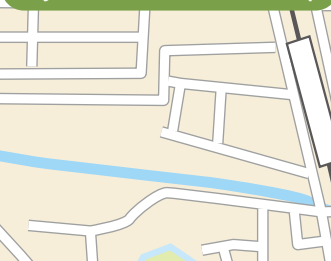
Uji Walking Map

The area surrounding Uji Bridge is home to a lot of historical sites related to *The Tale of Genji*, as well as the two World Heritage sites of Ujikami Shrine and Byodoin Temple. It is possible to visit many of them in one day when you plan well. There are also a variety of outdoor activities in the surrounding area.

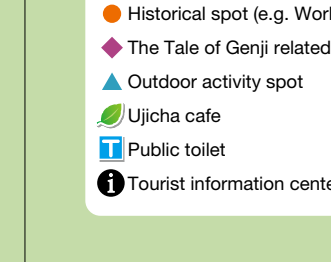
Uji City and Suburbs Map



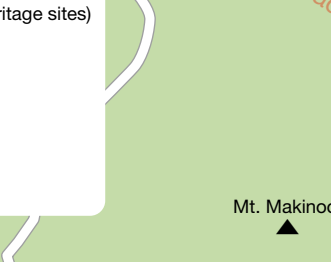
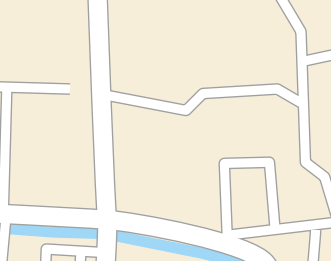
Uji Station Area Map



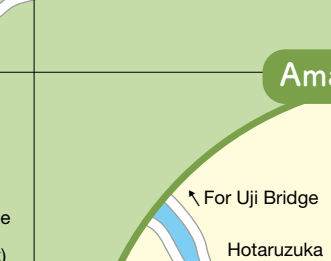
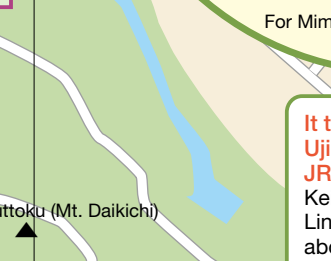
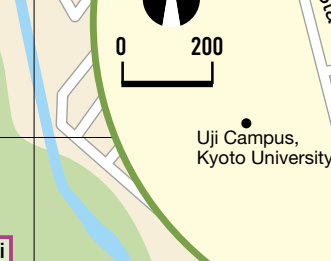
Obaku Station Area Map



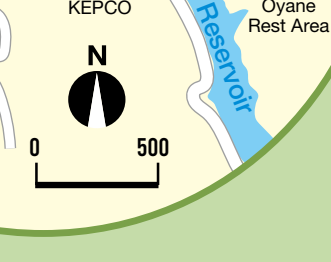
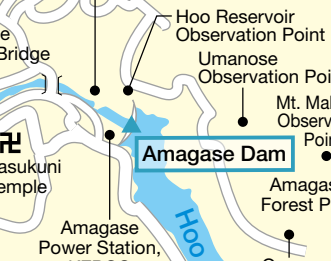
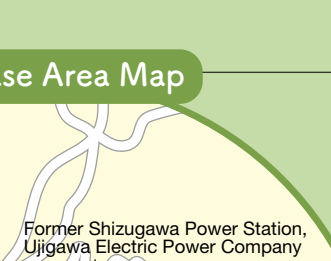
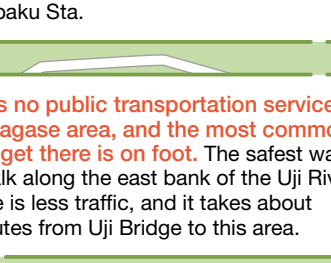
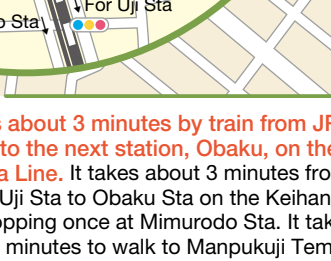
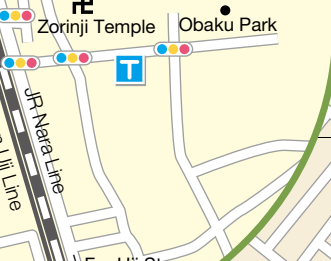
Amagase Area Map



Uji City and Suburbs Map



Uji City and Suburbs Map



Different ways to have fun!

Lots of places and things to see Sample Itineraries of Uji

There are so many ways to spend your time in Uji, including the Uji Tea experience, visiting the World Heritage and *The Tale of Genji* sites, or simply strolling the banks of the Uji River. Check out the four sample itineraries and discover your own "Uji Journey"!

A day of different Uji Tea experiences

A day of Uji Tea experiences—Just follow the scent of tea, learn about the taste, and fall in love with Uji Tea.

9:00 Don't miss the tea-jar shaped mailbox near **JR Uji Station!**

10:00 **Uji Tea experience ①**
Try the taste of Uji Tea in the tea ceremony experience.

12:00 Walk along the **Byodoin Omotesando approach** and encounter the scent of Uji Tea.

13:00 **Uji Tea experience ②**
Have a go at grinding tea leaves to make matcha powder!

14:00 Visit the museum housed in **Chazuna** and a nearby tea plantation.

15:00 Indulge yourself with **Uji Tea sweets**.

Visits to two World Heritage sites

Starting at Uji Bridge, move on to the two great UNESCO World Heritage sites: Byodoin Temple and Ujikami Shrine. A pure trip back in time to ancient Kyoto!

8:30 Get there early to catch the opening time of **Byodoin Temple!**

10:30 Search for souvenirs at the many shops on the **Byodoin Omotesando approach**.

11:00 Have an early **lunch** and take a stroll on Tonoshima Island. Meet "Uty" at the cormorant hut.

12:00 **Ujikami Shrine** is located on the other side of the Uji River. Don't forget to visit **Uji Shrine next door**, too.

13:00 Saunter around **the area near the Uji River**.

14:00 Don't miss **Uji Tea sweets!**

Explore the world of *The Tale of Genji*

Immerse yourself in the world of *The Tale of Genji* by visiting the Ten Uji Chapters sites scattered around Uji Bridge.

9:00 Say hi to **the statue of Murasaki Shikibu** by Uji Bridge.

10:00 Experience the world of one of the greatest works of classical literature at **The Tale of Genji Museum, Uji**.

11:00 Visit the historical sites for the **Ten Uji Chapters** near Uji Bridge.

12:00 Enjoy **lunch** in the area around Uji Bridge.

13:00 At the back of the grounds of **Mimurotoji, the flower temple**, is the Ukifune monument.

15:00 Relax at a prestigious **"Ujicha cafe"**.

Have fun at several outdoor spots in Uji.

Uji offers excellent outdoor experiences in a beautiful natural environment. Why not try a hike to the Amagase Dam and back?

11:30 First go to **Chazuna (Tea & Uji Community Center)**, to check the itinerary of the day!

12:00 Visit the **Uji River Taikotsutsumi Embankment historic site**, before walking along the Uji River.

12:30 Have **lunch** in the area near Uji Bridge.

13:00 Walk upstream along the right bank of the Uji River.

13:30 Once you reach **Amagase Bridge**, you will have almost arrived at the Amagase Dam.

14:30 Enjoy the spectacular views of the **Amagase Dam**, before returning on the same side, or opposite bank of the river.

16:00 **Uji Tea sweets** taste especially good ♥ after a long walk. Pop in some shops for souvenirs too!

18:00 Add the **cormorant fishing tour** to your itinerary on a summer night.

- Legend**
- Uji Tea experience spot
 - Historical spot (e.g. World Heritage sites)
 - The Tale of Genji related spot
 - Outdoor activity spot
 - Ujicha cafe
 - Public toilet
 - Tourist information center

It takes about 20 to 30 minutes to walk from JR Uji Sta to the Ogura Sta area. It takes about 2 minutes from JR Uji Sta to the next station, Ogura, on the JR Nara Line. It takes about 15 minutes to walk from JR-Ogura Sta to Kintetsu Ogura Sta.

It takes about 3 minutes by train from JR Uji Sta to the next station, Obaku, on the JR Nara Line. It takes about 3 minutes from Keihan Uji Sta to Obaku Sta on the Keihan Uji Line stopping once at Mimurodo Sta. It takes about 5 minutes to walk to Manpukuji Temple from Obaku Sta.

There is no public transportation service to the Amagase area, and the most common way to get there is on foot. The safest way is to walk along the east bank of the Uji River as there is less traffic, and it takes about 40 minutes from Uji Bridge to this area.



Chazuna (Tea & Uji Community Center)

Enjoy **Uji Tea** with all of your five senses.

P.7-8

Uji Tea Sweets

Uji Tea sweets are a must-try when you come to Uji. Don't miss the amazing tastes of the different kinds of Uji Tea, such as matcha, sencha, hojicha, and kocha.

Visit the popular "Ujicha cafe"! P.6



Tourist Hub in Uji


Chazuna is both a museum and a tourist attraction where you can learn about and experience the tradition and practices of Uji Tea, as well as the history and culture of Uji. You can find some helpful tourist information on the area here, and also visit tea plantations and the Uji River Taikotsutsumi Embankment nearby.

Uji Tea Experience

Uji, one of the top tea production areas in Japan, has a large number of tea-related locales, including long-established teahouses and modern "Ujicha cafes". Engage in some of the different tea experiences, such as lectures on how to brew and drink tea in a traditional way, and matcha powder grinding.



Enjoy yourself with your own **Uji Journey**



Murasaki Shikibu statue

Visits to the Sites for the Ten Uji Chapters

Out of all the chapters of *The Tale of Genji*, written by Murasaki Shikibu, a novelist and lady-in-waiting at the Imperial court in the Heian period (794–1185), the final ten chapters are set in Uji. They feature stories about the son and the grandson of Hikaru Genji and three princesses. Immerse yourself in the world of the tale by visiting the sites for the Ten Uji Chapters near Uji Bridge.

Learning about *The Tale of Genji*

To learn more about *The Tale of Genji*, be sure to go to The Tale of Genji Museum, Uji first! Their exhibits include a replicated life-size oxcart and a scale model of Rokujo-in, the residence of Hikaru Genji. There are also other fun attractions to make visitors feel as if they had entered the world of the tale.



A display showing the lifestyle of aristocrats of the Heian period (794–1185)

Explore the world of ***The Tale of Genji***

P.11-12



Phoenix Hall, Byodoin Temple ©Byodoin

Byodoin Temple

This temple was established to represent the Pure Land, or Buddhist afterworld, and its Phoenix Hall houses the image of Amida Buddha, who would guide people to the Pure Land. The distinctive architectural style of the temple influenced temple architecture that followed greatly, and the original building has been carefully preserved for approximately 1,000 years without any disasters like fire.

And more!

Historical Sites

In addition to the World Heritage sites, there are many more interesting historical spots, including Manpukuji and Koshoji Temples.



Manpukuji Temple

Uji's two proud **World Heritage** sites

P.9-10



Ujikami Shrine

Ujikami Shrine

Known as the oldest shrine building in Japan, the main hall here was believed to have been built around 1060, due to the estimated age of the wood used for the building. Both the main hall and the worship hall are designated National Treasures.



Outdoors

Uji can boast a truly beautiful natural environment, and offers the visitor a wide variety of outdoor activities, such as river bathing, camping, adventure playgrounds, BBQing, and plant and flower appreciation.

Tethered & untethered cormorant fishing


Cormorant fishing is practiced in a number of places in Japan, and the Uji River is well known for its fisherwomen. On summer nights, you can witness the smooth and somewhat elegant movements of the fisher folk and the cormorants, beautifully lit up by a bonfire. The untethered style is conducted during the daytime in spring and fall, and this is a good time to watch the adorable "Uty" (cormorants hatched through artificial incubation) in action.

Untethered cormorant fishing



Walking along the Uji River

The Uji River is sourced from Japan's largest lake, Lake Biwa. A walk by the river is very interesting as there are a lot of historical sites, including Taikotsutsumi Embankment, Amagase Dam, and ancient shrines, temples and monuments. Enjoy strolling through the magnificent scenery and natural environment.



Amagase Dam

Fun and exciting **Outdoor Activities** in Uji

P.13-14

..... Who's your favorite?

Sound! Euphonium

Sound! Euphonium is a novel about high school students in a concert band. The story is set in Uji, and was written by Ayano Takeda from Uji City. In 2024, the third season was aired of the television series based on the book and created by Kyoto Animation Co., Ltd. (an animation studio). It is interesting to compare the visuals in the anime and the actual areas in Uji.

©Ayano Takeda, TAKARAJIMASHA/Hibiki Partners 2024



... Count on us for Uji tours! ...

Uji Volunteer Tour Guides

Volunteer guides will take you to various spots in Uji to explore its long history and amazing culture.

☎0774-22-5083
Reservation required.
Ask for guide availability for the day.
¥1,000 travel expense required for one guide



.. Get tourist information about Uji! ..

Kyoto Uji Tourist Map

This is a useful website to find information on Uji in a variety of categories, such as locations, food and souvenirs.

<https://travel.ujicci.or.jp/>



..... What's new

Nintendo Museum

The Nintendo Museum is primed to open in Ogura, Uji City (exact timing is yet to be announced)! Nintendo started by manufacturing the *hanafuda* card game in 1889, and since the launch of the Family Computer, it has produced a number of super popular video game series, such as Mario, Donkey Kong, The Legend of Zelda, Animal Crossing, and Splatoon. This museum is expected to display a collection of past Nintendo products to present its history of creative manufacturing.



Conceptual image of Nintendo Museum

Lively days in Spring

In spring, flowers come into full bloom, attracting many more visitors to the area. The Ujigawa Sakura Festival is held annually when the rows of cherry trees along the Uji River are colored a beautiful subtle pink. A great number of visitors come to celebrate these amazing blossoms at this time. These lovely flowers are followed in turn by many other kinds, like azalea and wisteria, as the area prepares for tea harvest season.



1

2



1 2 The scenery around the Uji River turns into a riot of color in spring. The Ujigawa Sakura Festival, held on the first weekend of April every year, attracts numerous visitors keen to witness and celebrate the beautiful blossoms.

3 The Ten Uji Chapters Monument with azaleas in the early summer, with the red Asagiri Bridge as a backdrop

Hot nights in Summer

When the summer heat descends on Uji after the rainy season, places that offer water play activities on the Uji River and some swimmin g pools become much busier, especially for families. In this season, once night falls, the river also turns into a theater of cormorant fishing, spectacularly lit by the blazing bonfire on the boat.



1

Uji through the Seasons

Uji looks different according to each season. It can be calm or busy, but they are all the beautiful characters of Uji.

The Uji River is often covered by a layer of mist in winter. This river mist appears several times in the Ten Uji Chapters in Murasaki Shikibu's *The Tale of Genji*.

1 The Agata Festival held on June 5 and 6 is attended by a lot of people every year.

2 The cormorant fishing is a popular summer attraction on the Uji River, especially with the participation of fisherwomen, something quite rare in Japan. The boat tours are offered from July 1 to September 30 to show off the special skills of the cormorant fisher folk.

P.13



Vivid colors in Fall

With the cooler air in the fall, Uji welcomes many more visitors. The Uji Tea Festival is held in early October, and visitors enjoy collecting stamps from the ten sites related to *The Tale of Genji*. The leaves on the trees start turning a vibrant red or yellow in late November, and pathways everywhere are painted in bright autumn colors. The Kotozaka path to Koshoji Temple is one of the most brilliant examples.




1

Fresh mornings in Winter

In *Hyakunin Isshu* (a famous collection of 100 poems by 100 poets), there is a *waka* poem by Fujiwara no Sadayori, a court noble and poet from the Heian period (794–1185), about the mist over the Uji River in winter. In this season, especially on chilly mornings, many rivers are covered in a layer of mist.

1 The Uji Tea Festival is a popular annual attraction in the area. During the festival, a ritual is held at Sannoma, the part of Uji Bridge that juts out, to draw water from the Uji River for the tea ceremony.

2 The Kotozaka path to Koshoji Temple is famous for the tunnel of colored leaves in the fall.



2

A tour of Ujicha cafes



The very popular


Ujicha Cafe Hopping!

A number of cafés in Uji City have been certified as “Ujicha cafes” by the Council for the Promotion of the Ujicha Region and serve their own unique Uji Tea items. Pop into some of these cafés and relax with a delicious bowl of tea during your visit to Uji.



Check out the leaf icon on the Uji Walking Map!

Scan this code to access the “Ujicha cafe” digital brochure.



Ito Kyuemon Main Store and Café

Access 5 min walk from Keihan Uji Sta
MAP C-1



Unjo Saryo

Access 10 min walk from Keihan Uji Sta
MAP C-2



Uji Cha Dojo “Takumi no Yakata”

Access 3 min walk from Keihan Uji Sta
MAP C-2




Fukujuen Ujicha Kobo

Access 8 min walk from Keihan Uji Sta / 15 min walk from JR Uji Sta
MAP C-2



Fukujuen Ujicha Tei

Access 15 min walk from JR and Keihan Uji Sta
MAP C-3



Akamon Chaya Teahouse

Access 7 min walk from Keihan Uji Sta
MAP C-2



Ocha no Kanbayashi (Tea shop KANBAYASHI)

Access 10 min walk from JR and Keihan Uji Sta
MAP B-2



Ocha no Kanbayashi Kofuan

Access 10 min walk from JR and Keihan Uji Sta *Reservation required
MAP B-2



Matcha Kyowakoku Uji Honten

Access 5 min walk from JR Uji Sta
MAP B-2



Tsujiri Uji Honten

Access 4 min walk from JR Uji Sta
MAP B-2



GOCHIO cafe

Access 3 min walk from JR Uji Sta
MAP B-2



Ito Kyuemon JR Uji Branch and Café

Access 1 min walk from JR Uji Sta
MAP B-2



Nakamura Tokichi Uji Honten

Access 1 min walk from JR Uji Sta
MAP B-2



Tsuji Rihei Honten Kyoto Uji

Access 5 min walk from JR Uji Sta
MAP A-2



Marukyu Koyamaen Makishima Factory (with shop)

Access 5 min drive from Kintetsu Mukaijima Sta / 11 min drive from JR Uji Sta / 12 min drive from Keihan Uji Sta
MAP A-2



Uji Morihanten Kura Cafe

Access 8 min walk from Kintetsu Ogura Sta
MAP A-3



Pleasant scent of tea covers everywhere in the area.

Fall in love with Uji Tea

Go to Chazuna first! /

Museum

Get tourist information about Uji here!



The museum is mainly divided into two rooms, one for each theme: Uji Tea and History. A variety of interesting displays provide a fun learning experience.



● Chazuna (Tea & Uji Community Center)

☎0774-24-2700 [Hours] 9:00-17:00 [Closed] Open all year round
 ¥ Free (Admission fee to the museum and experience fee are required.)
 *See website for details. [Access] 4 min walk from Keihan Uji Sta
 MAP B-1

Tea Container Making

Pick your favorite *washi* paper from around 30 patterns to make your own original tea container. It can be used as not only a tea container but also for other purposes, like a pen stand or a container for your little things.



Make your own original tea container.

Matcha Powder Making with a Grinder



Grind tea leaves using a traditional grinder to make matcha powder and then drink your own handmade tea in a traditional way under the instruction of Japanese tea experts.

● Matcha Prince

The 88th prince of the Chacha Kingdom, working hard every day to promote Uji Tea



INFORMATION

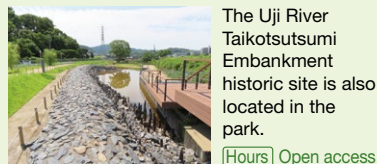
The must-check point during your Uji visit!

Historical Park of Green Tea and Uji Town

This park is the gateway to Uji, and includes Chazuna (Tea & Uji Community Center), tea plantations, gardens, and open spaces. Why don't you learn about Uji Tea and the history and culture of Uji before going further?



● Uji River Taikotsutsumi Embankment Historic Site



The Uji River Taikotsutsumi Embankment historic site is also located in the park.

[Hours] Open access

Tea Ceremony Experience

Beginners are welcome!

Join the traditional yet casual tea ceremony experience.



This experience is offered in a city-owned tea room, which is one of very few in Japan. In this traditional tea room, you can observe the expert's skill in tea making and enjoy the taste of matcha or sencha tea. You can also try making tea yourself.

● Taihoan Tea Room

☎0774-23-3334 (Uji City Tourist Information Center)
 [Hours] 10:00-16:00 [Closed] 12/21-1/9
 [Length] From 20 minutes, depending on the number of persons and the experience program ¥ From ¥1,000 (with sweets) [Capacity] From 1 person (Reservation required at least 3 days prior to the tea ceremony experience) [Access] 15 min walk from JR and Keihan Uji Sta MAP C-3

Tea Tasting

In this program, you can try Tea Kabuki, a traditional game in which you try and guess the brand by sampling different kinds of tea. You can also join another program on how to make gyokuro, matcha and sencha teas while learning the history and effects of Uji Teas.



Learn the Uji Tea culture in a certified Ujicha cafe!

● Uji Cha Dojo "Takumi no Yakata"

☎0774-23-0888 (Reservation required)
 [Hours] 11:00-16:30 (LO) [Closed] Wed, Bon holidays, & year-end and New Year periods ¥ From ¥2,500
 [Length] 90-120 min [Capacity] Tea Kabuki is only available for 10 or more participants.
 [Access] 3 min walk from Keihan Uji Sta MAP C-2

Chawaka Making

Uji Tea leaves and flowers combined to make artwork

Chawaka is a kind of artwork connected to the SDGs that makes use of unwanted tea leaves. During tea production in plantations, some tea leaves are rejected due to the strict quality control measures in place. In this program, these unused tea leaves are combined with flowers to create beautiful works or art in a small wooden box.



● Chawaka Kyoto Uji

☎0774-26-2467
 [Hours] 11:30-16:00 on Thu, Sat & Sun *Reservation required
 ¥ ¥3,960 (for a box of approx. 9cm×9cm in size) [Length] 90-120 min
 [Capacity] From one person [Access] 5 min walk from JR Uji Sta MAP B-2

Kumihimo Workshop

Kyo kumihimo workshop in a machiya studio in Uji

Kumihimo is a traditional Japanese artform for making braids and cords, which are often employed as decoration for tea ceremony tools. To make *kumihimo*, you use a special stand to weave threads that hang vertically weighted down by spools. Engage in this interesting experience and listen to the gentle and pleasant sound the spools make when they knock against each other. You can also take an item, such as a strap or bag charm, home with you as a souvenir!



● Showen Kumihimo Uji Honten

☎0774-66-3535 (Reservation on the website required <https://www.showen.co.jp/>)
 [Hours] From 11:00 & 13:30 *10:00-17:00 for product sales [Closed] Irregular
 ¥ ¥2,500 [Length] Approx. 60 min [Capacity] 1-4 persons
 [Access] 8 min walk from JR Uji Sta MAP B-2

Matcha Factory Tour



A factory tour to learn all about matcha

This is an approx. 90-min tour program to learn all about matcha green tea, including a video lecture, factory tour, tea tasting, and tea making experience, with explanations by tea experts.

● Marukyu Koyamaen Makishima Factory

☎0774-20-0909 (head office) [Hours] From 10:00 & from 13:30 on weekdays *Reservation required
 [Closed] Sat, Sun, & National Holidays
 ¥ ¥500 with a shopping voucher
 [Length] Approx. 90 min [Capacity] 2-10 persons
 [Access] 6 min drive from Kintetsu Mukaijima Sta
 MAP A-2

Tea Cup Making

This is a pottery class operated by a potter from the Asahi-yaki-ware kiln that was established in Uji about 400 years ago. You can use a manual or electric potter's wheel to create your own tea cups.

Work the clay hard to make

your own tea cup!



● Asahi-yaki Pottery Class

☎0774-23-2517 [Hours] 10:00-17:00
 [Closed] Mon, 4th Sun, and irregular closing days
 ¥ From ¥4,400 [Length] 1-2 hours
 [Capacity] From one person
 [Access] 7 min walk from Keihan Uji Sta
 MAP C-2

Tea Incense Making Workshop

Incense that looks just like

tasty sweets



This is an earth-friendly incense making workshop using unused matcha powder. In this program, following a lecture and demonstration of *soradaki*, or the indirect burning method, you can actually start making your own incense using the wooden molds used for making sweets. Why not try this creative and relaxing experience surrounded by the pleasant scent of green tea?

● INCENSE KITCHEN

☎0774-27-2561 *Reservation required (via the website) ¥ ¥8,000 with an incense burner
 [Length] 60 min [Capacity] From 2 people
 [Access] 10 min walk from Keihan Uji Sta
 *See website for access information.



A majestic presence with a long history

©Byodoin



The phoenix (National Treasure) set on the roof of the Phoenix Hall of Byodoin Temple was employed in the design of the Series-E 10,000-yen bill issued in 2004.



Ujikami Shrine Worship Hall

Out of the 17 UNESCO World Heritage Historic Monuments of Ancient Kyoto, two of them are located in Uji. Byodoin Temple and Ujikami Shrine situated on opposite sides of the Uji River were established as places of prayer during the Heian period (794–1185) and have long coexisted with the surrounding natural environment.

Visiting World Heritage sites

► The goshuin for the Phoenix Hall, known for both its splendid stamp and beautiful calligraphy

©Byodoin



The beautiful Phoenix Hall, which is featured on the 10-yen coin

The dream of the Heian aristocrats

—Pure Land is here!



©Byodoin

World Heritage

Byodoin Temple

During the late Heian period, Fujiwara no Yoritomi, a kampaku (chief advisor to the Emperor) at that time, converted the villa of his father, Michinaga, into a Buddhist temple in order to establish Byodoin in 1052. In the following year, the Amida Hall (Phoenix Hall) was constructed here to accommodate the seated image of Amida Buddha (National Treasure). Facing the east, this beautiful hall is located on an island in the middle of the pond, and its interior is even more gorgeous with amazing multicolored walls. This represents the Pure Land lies in the west across the pond.

☎0774-21-2861

[Hours] Garden: 8:30–17:30; Hoshokan Museum: 9:00–17:00; Phoenix Hall: 9:30–16:10 (20 min rotations). The last entry for all the three is 15 minutes prior to the closing time. [Closed] Open all year round [¥] ¥700 (plus additional ¥300 to view the interior of the Phoenix Hall) [Access] 10 min walk from JR and Keihan Uji Sta [MAP] C-2



©Byodoin



©Byodoin

- 1 Hoshokan Museum
- 2 Tea Room Toka, located on the temple grounds serves authentic Uji Tea. Please see website for details.

Japan's oldest shrine architecture



World Heritage

Ujikami Shrine

This is an ancient shrine that sits serenely on the east side of the Uji River. The main hall (National Treasure) is the oldest shrine architecture in Japan constructed during the late Heian period (794–1185), and the worship hall (National Treasure) is an excellent example of the architecture and buildings of the early Kamakura period (1185–1333). The natural Kiri-hara Water spring is located on the shrine grounds, and is the only spring left out of the seven finest waters in the Uji area.

► A seasonal variety of goshuin are popular.

☎0774-21-4634

[Hours] 9:00–16:10

[Closed] Open all year round

[¥] Free [Access] 10 min walk from Keihan Uji Sta

[MAP] C-2



► Pastel-colored fortune telling rabbits

- 1 The main hall, Japan's oldest shrine structure (National Treasure)
- 2 Kiri-hara Water, the only spring left out of the seven finest Uji waters



1



2

Many many more!

Uji's Historical Spots

Famous for the Mikaeri Usagi (back facing rabbit)

Uji Shrine



This ancient shrine has been worshipped as the place where the gods of academic success and exam passing reside, and it is also the guardian god of the area of Uji. Its main hall and the wooden statue of Ujino-wakiiratsuko date from the early Kamakura period (1185–1333) and are designated Important Cultural Properties of Japan.

☎0774-21-3041 [Hours] Open access (9:00–16:00 for signing up for prayer services) [Access] 9 min walk from Keihan Uji Sta [MAP] C-2

The oldest meditation dojo of the Soto Sect established by the Zen master Dogen

Koshoji Temple



By following the Kotozaka path, renowned for its stunning greenery in summer and colored leaves in fall, you will come to the majestic gate to the temple. Beyond the gate are a number of zen-style halls laid out in a simple pattern on the grounds. This is the oldest meditation dojo of the Soto Sect, and you can try zazen if you make a reservation.

☎0774-21-2040 [Hours] 10:00–16:00 *No admission during special events [Closed] Open all year round [¥] Admission: ¥500, Zazen experience: ¥1,000 (Reservation required) [Access] 20 min walk from Keihan Uji Sta [MAP] C-2

The valuable historical remains from the late Heian period

Hakusan Shrine and Shirakawa Konjikiin Temple



Located approx. 1 km to the south of Byodoin Temple, both shrine and temple represent the history of the late Heian period (794–1185). Hakusan Shrine was established as guardian for Konjikiin Temple, which had previously been established by Fujiwara no Yoritomi's daughter, Shijonomiya Kanshi. The Somon gate and nine-story stone pagoda are the only parts of this temple to have survived throughout its history.

[Hours] Open access [Access] 40 min walk from JR and Keihan Uji Sta [MAP] D-3

An ancient shrine of Uji and famous for the Agata Festival

Agata Shrine



This shrine has been worshipped since ancient times as the guardian shrine of agata (territories directly ruled by the Imperial court). Konohana no Sakuyabime, a goddess worshipped as a guardian of women, has been enshrined here since the Edo period (1603–1868).

☎0774-21-3014 [Hours] Open access (Office: 9:30–16:30) [Access] 9 min walk from JR Uji Sta / 10 min walk from Keihan Uji Sta [MAP] B-3

A house built on the site of a villa formerly owned by Fujiwara no Motofusa, and designed for the tea ceremony

Shoden Sanso



This house was established by Takaya Sohan, the founder of the Sanso School of tea ceremony on the site of a villa, called Matsudono, formerly owned by Fujiwara no Motofusa, a kampaku (chief advisor to the Emperor) during the Heian period (794–1185). The main features here are the outstanding and well designed tea room and garden.

☎0774-31-8043 [Hours] Open to the public twice a year in spring and fall. See website for details. [Access] 20 min walk from JR Kohata Sta [MAP] A-1


A temple that introduced Chinese culture and architecture

Manpukuji Temple



This is the head temple of the Obaku Sect, established by the zen master, Ingen from China in 1661. All of its buildings have been preserved in their original state, including a large Chinese Ming-style main hall. Many of its halls have been designated as National Important Cultural Properties as part of the zen-style architectural complex.

☎0774-32-3900 [Hours] 9:00–16:30 [¥] Admission: ¥500 [Access] 5 min walk from JR and Keihan Obaku Sta [MAP] D-1



Out of all the 54 chapters of the world-famous book, *The Tale of Genji*, the final 10 chapters are mainly set in Uji. Nobody knows who started it or when, but the monuments related to this tale were placed in different spots within the area near the Uji River over time. While hunting down these features, you will be able to immerse yourselves in the historical world of *The Tale of Genji*.



● Princess Chihayahime, an ambassador for Uji City
Part of the princess's name is taken from the word "chihayaburu," meaning "vibrant," and this is a word often used to describe Uji.

A walking trail from Hashihime to Yumeukihashi

Reflecting on *The Tale of Genji*



- 1 The exterior design was inspired by the palace-style architecture.
- 2 A display to introduce the lifestyle of aristocrats during the Heian period

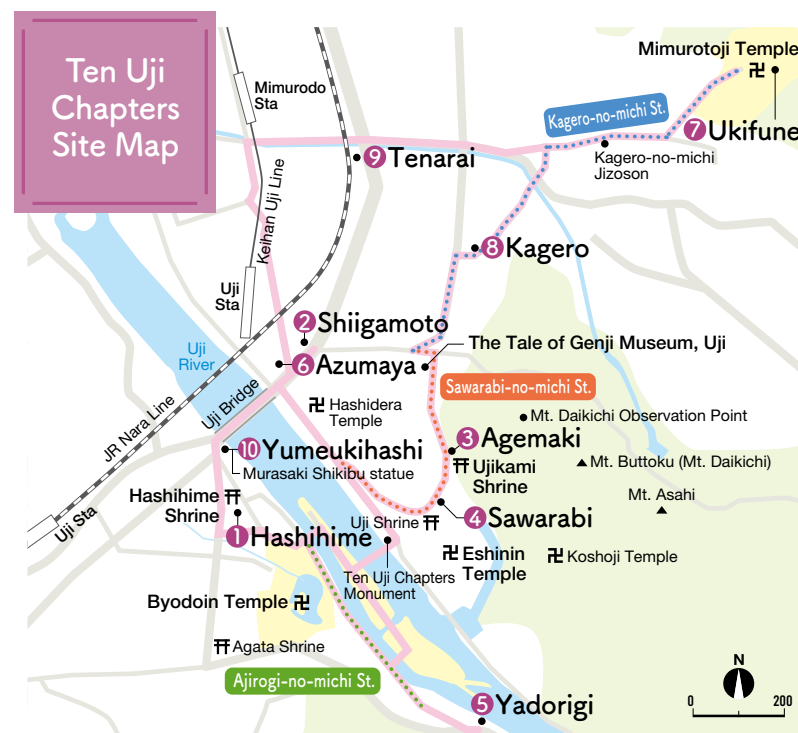


Watch, listen to, and enjoy
the world of *The Tale of Genji*!

The Tale of Genji Museum, Uji

This is only *The Tale of Genji* museum in the world. The museum has two main sections: the exhibit section requiring an admission fee, and the information section with no charge. The exhibit section introduces the world of *The Tale of Genji* with different types of display, such as life-size models and videos. One of the most interesting attractions is the *kaimami*, or peeping, experience. There is also a café inside to stop by and relax during your long riverside walk.

☎0774-39-9300
[Hours] 9:00–17:00 (Last entry at 16:30) [Closed] Monday (or the following day if it is a National Holiday) & year-end and New Year periods [¥] ¥600 [Access] 8 min walk from Keihan Uji Sta [MAP] C-2



Mimurotoji Temple



As the 10th Pilgrimage Site of Western Japan out of 33, this temple, also known as the "Flower Temple," attracts a large number of pilgrims and visitors all year round. On the grounds of this temple, you can find Ukifune monument, almost hidden by other features. Mt. Uji's Ajari, one of the characters that appears in the Ten Uji Chapters, is believed to have been modeled on a monk living in this temple at that time.

☎0774-21-2067 [Hours] [Closed] [¥] See website for details. [Access] 15 min walk from Keihan Mimurodo Sta [MAP] D-1

The first chapter of the Ten Uji Chapters is about the guardian of a bridge.

Hashihime Shrine



Hashihime, literally meaning "bridge princess," appears in the first chapter of the Ten Uji Chapters. This shrine acts as the guardian of Uji Bridge and used to be located at the western end. It is also known as the place of the god who can help you terminate a bad relationship.

[Hours] Open access
[Access] 10 min walk from JR and Keihan Uji Sta
[MAP] B-2

A stone statue and a symbol of the home of *The Tale of Genji*

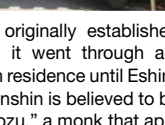
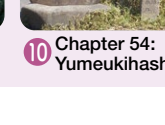

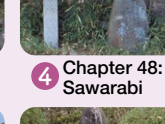

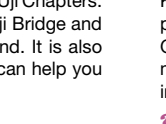


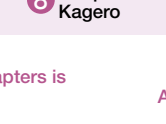

Ten Uji Chapters Monument



This monument, which symbolizes the Ten Uji Chapters sites of *The Tale of Genji*, depicts a scene in the book, where the main character Ukifune and Niomiya start boating on the river.

[Hours] Open access
[Access] 10 min walk from Keihan Uji Sta
[MAP] C-2

Ten Uji Chapters Sites



A temple related to "Yokawa no Sozu"

Eshinin Temple



After this temple was originally established by Kobo Taishi (774–835), it went through a long period without a monk in residence until Eshinsozu Genshin took it over. Genshin is believed to be the model of "Yokawa no Sozu," a monk that appears in the Ten Uji Chapters.

☎0774-21-3942 [Hours] 6:00–17:00 (The interior of the main hall is not open to the public.)
[¥] Free [Access] 10 min walk from Keihan Uji Sta
[MAP] C-2

Murasaki Shikibu in *juni-hitoe* on the western side of Uji Bridge

Murasaki Shikibu Statue



Murasaki Shikibu is the author of *The Tale of Genji* and a lady-in-waiting at the Imperial court in the Heian period (794–1185). The model for this statue is wearing *juni-hitoe*, 12-layered court clothing of the time, and the statue itself is located in Yume no Ukihashi Park on the west side of Uji Bridge. Don't miss this perfect opportunity to take a photo of yourself next to the statue with Uji Bridge as a backdrop!

[Hours] Open access [Access] 5 min walk from JR Uji Sta and 3 min walk from Keihan Uji Sta [MAP] B-2

EVENT

Ten Uji Chapters Stamp Rally

Visit the sites for the Ten Uji Chapters and collect stamps on your smartphone at each spot. You can still enjoy these visits without a smartphone by answering the quiz on the Walking Map, and you can receive a gift after either of the activities. This project is held annually around October and November.





Actually, Uji is a mecca for outdoor activities!

Zipline Adventure at Taiyogaoka

Fun in the nature of Uji



TOMOSHIBI CAMP at Taiyogaoka



Actpal Uji Adventure Playgrounds

Uji is not just about the river when it comes to nature, as there are also a lot of environmental features that offer opportunities for fun and adventurous outdoor activities. There are so many things to do and see, from the trendy to the more traditional, targeting children and adults alike. Discover the options and give one or two a go!

Yamashiro Sports Park Taiyogaoka

This is one of Kyoto's largest activity complexes with an area the size of approx. 27 Koshien Stadiums. It includes a gymnasium, an athletic track and field area, a baseball stadium, swimming pools, and a camp site.

☎0774-24-1313 [Hours] 5:00-22:00 (Car park: From 7:00) [Closed] Thursdays from November to June (Open on National Holidays) [¥] Free (Fee required for activities) Car parking fee: ¥1,530/day for large vehicles, ¥400/day for general vehicles

[Access] Near Taiyogaoka Bus Stop. Take a bus from JR or Keihan Uji Sta.

*Pets are not allowed. [MAP] A-2




Yamashiro Outdoor Living




Water park

A huge playground offering different kinds of activities!



High ropes course

Take a stroll to view the lovely flowers.




Botanical Park

This botanical park is situated next to Taiyogaoka Sports Park. The attractions here include a large flower bed display, called the "Tapestry of Flowers and Water," a conservatory containing tropical plants, and a host of different kinds of herbs and plants related to *The Tale of Genji*. There is always a wide range of seasonal flowers to welcome visitors.

☎0774-39-9387 [Hours] 9:00-17:00 (Last entry at 16:00) [Closed] Mondays (or the following day if it is a National Holiday) [¥] Adult: ¥600; Child: ¥300 [Access] Near Shokubutsukoen Bus Stop. Take a bus from Keihan Uji Sta [MAP] A-2

Amagase Dam



The only dam on the Uji River with the Hoo (Phoenix) Reservoir

This is a multipurpose arch dam completed in 1964, and the oldest one in the Yodo River water system. This area, including Amagase Suspension Bridge and Amagase Forest Park, is designed as a hiking course.

☎0774-22-2188

[Hours] 8:00-16:45

[Closed] Open access

[¥] Free

[Access] 40 min walk from Keihan Uji Sta

[MAP] D-3



Amagase Suspension Bridge

Cormorant Fishing on the Uji River

Cormorant Fishing on the Uji River was actually mentioned in the *Kagero Nikki* Diary written around 974. This practice was dominated by men for a very long time, but recently a few fisherwomen have also taken it up. Both fishermen and women wear traditional garments and hats, and control the cormorants with exceptional use of the tethering ropes.

● Uji City Tourism Association

☎0774-23-3353 [Hours] Reception: From around 17:00 (Jul-Sep) [Closed] Open every day during the operation period *Canceled when there are high water levels and bad weather [¥] Charged [Access] 10 min walk from JR and Keihan Uji Sta [MAP] C-3

An Uji's summer tradition to demonstrate a unique traditional fishing method



Meet Utty

(cormorants hatched through artificial incubation)!

Untethered Cormorant Fishing

Untethered cormorant fishing is conducted only during the daytime in spring and fall. Currently, Uji is the only place where you can watch this method that does not require ropes to connect the fisher folk and the birds.

● Uji City Tourism Association

☎0774-23-3353

[¥] Charged (Reservation required)

*See the Uji City Tourism Association website for details.



うみうのウッチャー

Uji City Outdoor Activity Center Actpal Uji

Have lots of fun in the heart of the magnificent natural environment of Uji!



This place has a wide variety of outdoor facilities, including adventure playgrounds in the forest, a ground golf course, a camp site, and a BBQ space. Recently, this has also become popular as a location for anime.

☎075-575-3535

[Hours] 9:00-17:00 (depending on the facilities)

[Closed] Mondays (Open if it is a National Holiday) and year-end and New Year periods

[¥] Free, except for some facilities

[Access] 3 min drive from Kasatori IC, Keiji Bypass

[MAP] A-1



EKL Skate Park

This is one of the biggest skate parks in the Kansai region, targeting all levels from beginner to advanced. EKL Uji is an indoor facility, but there is also an outdoor one, called Shika no Tsubo, nearby where you can also try BBQing and camping.

● EKL Skate Park Uji


☎080-3867-8885

[Hours] 15:00-23:00 (Opens at 11:00 on weekends, and closes at 20:00 on Sundays)

[Closed] Mondays (or the following day if it is a National Holiday)


[¥] From ¥1,100

[Access] Approx. 6 min drive from Nango IC, Keiji Bypass [MAP] A-2




Ice skating

all year round!



One of the biggest skateboard park in Kansai



Kinoshita Academy Kyoto Ice Arena

This indoor ice skating facility houses two rinks: Rink 1 (international standard) and Rink 2 (for beginners). Small children are welcome here as it offers skating classes and rental sleighs.

☎0774-24-6101 [Hours] Weekdays: 13:00-15:00; Weekends: 10:00-16:00 [Closed] See website for details, including closing days and skating classes.

[¥] From ¥1,200; ¥300 for watching; ¥500 for rental skates [Access] 3 min walk from Taiyogaoka Gatemae Bus Stop. Take a bus from JR or Keihan Uji Sta [MAP] A-2